

COMPOSITION

WORK BOOK

COMPOSITION

NAME

WORKBOOK













ABOUT THE RESEARCH

AS A PART OF MY MASTER'S RESEARCH AT THE ROYAL CONSERVATOIRE AND THROUGH A GRANT FROM THE STICHTING DE ZAAIER FOUNDATION, THESE COMPOSITION WORKBOOKS WERE BORN. PLEASE MAKE THEM YOUR OWN. THE RESEARCH IS FOCUSED ON USING CREATIVITY EXERCISES FROM DISCIPLINES OF ART (OTHER THAN MUSIC) AS A STARTING PLACE FOR COMPOSITION.

INSTRUCTIONS

EACH ONE OF THE FOLLOWING METHODS CAN BE FOLLOWED AND THEN EXPANDED UPON AS DESIRED INTO A LONGER COMPOSITION.

LINED PAPER FOR PLANNING/SKETCHING/IDEAS CAN BE FOUND UNDER EACH EXERCISE AND THE SECOND HALF OF THIS WORKBOOK IS BLANK STAFF PAPER.



3

METHODS

METHOD A

ANIMAL TIMED WRITE

METHOD B

IMPROVISATION RECORDING

METHOD C

HAIKU

→ ANIMAL TIMED WRITE

This image shows a blank sheet of white paper with horizontal ruling lines. The lines are evenly spaced and run across the width of the page. There are no margins, text, or other markings on the paper.

→ **IMPROV RECORDING**

[illegible]

—————→ **HAIKU**

This image shows a single sheet of white paper with horizontal blue or grey ruling lines. The lines are evenly spaced and run across the width of the page. There are approximately 20 lines visible. The paper has a slight shadow on the right side, suggesting it's resting on a surface.