


10. The Hiding Saraband

Lyrics (Ryuko Reid)


I have been hiding here, when will you see?
Behind this, under that, that's where I'll be!

Ik zit verscholen heir, kan je mij zien?
Achter dit, onder dat, tel maar tot tien.


Manuscript



English score

Violin 

I have been hi - ding here, when will you see?

Vln. 

Be - hind this, un - der that, thats where I'll be!

Dutch score


Violin 

Ik zit ver - sch - len hier, kan je mij zien?

Vln. 

Ach - ter dit, On - der dat, tel maar tot tien!

Activity description	<p>Without the violin</p> <ul style="list-style-type: none"> • The song is taught whilst clapping the 1st and 2nd beats • In a circle clap this together, so clapping to the person on each side • Use a drum to do the same activity whilst continuing to sing • Hide and seek game - all students have to sing the song quietly and the seeker, with his/her eye closed as to tap the singers before the song is finished. <p>With violin</p> <ul style="list-style-type: none"> • Can be used if the students are learning about high and low 2nd fingers. • Light 3rd beats
Suggested age/year group	<p>5+</p> <p>Sing 1st year</p> <p>Play 2nd year</p>
Musical goals (short and long term)	<ul style="list-style-type: none"> • Light 3rd beats • Phrases • Learning more examples of sarabande
Song information	'Saraband Eight', John Playford, Apollo's Banquet, 1670, No. 186

Type of song	<p>French dance - Sarabande</p> <p>The style from the French was a languid character with a slow tempo (Talbot (1690) describes it as a soft passionate Movement, always set in a slow triple...apt to move the Passions and to disturb the tranquility of the Mind.</p>
Form	AB
Rhythmic features (typical patterns, upbeats)	

Tonality/tonic	D minor
Pitch range	m6
Melodic features (recurring intervals)	Stepwise l-m-l