

## Ross Edwards “Maninyas” Violin Concerto General Running Outline

### AERIAL

From audience point of view:

Rope on left, straps on other two points

Middle point for straps duo

For the last sequence, left point needs to change from rope to straps

### SOUND

**1ST and 3RD MOVEMENTS** will include sound design

Sound design will be controlled by Piers Burbrook de Vere

If there is a possibility to obtain some in-ear monitoring systems that would be great


We would prefer to play without microphones, however the soloist might need a lapel mic depending on the sound in the hall


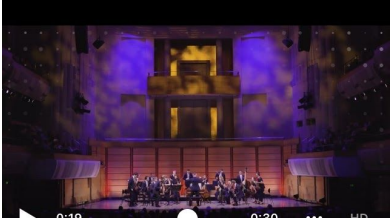


### LIGHTING





Reference recording: Dene Olding / Sydney Symphony



(times will vary slightly in performance)

Note: pictures are just examples. colours below are very intense, don't need to be SO intense!

APPROX. TIME	MOVEMENT	LIGHTING
<b>1ST MOVEMENT</b> 0:00 - 1:17	Sunrise, Waking up, Calling out to each other musically from stage and audience One by one arriving to stage Musicians draped in dark blue-green Light acrobatic balances, not spotlighted  <b>Aerial: 1 back lever on right side of stage (from audience point of view)</b>	Like Dawn Acrobatics more in silhouette  
1:20 - 2:15	<b>Aerial straps duo centre stage</b> Again not spotlighted, focus is on music and musicians, aerialists are a representation of the music, looking out over landscape, possibly more a silhouette-like effect	Gradually getting brighter like sunrise

		
2:40 - 3:30	Orchestra forms	Brighter still, yellows, pinks, blues like beach sunrise 
3:35 - 4:02	Music duo in a small pool of light centre stage	Immediately dim back down, a little suspense Focus light on centre stage, dim around edges 
4:04 - 8:20	Lightly acrobatic movements like birds darting in between trees <b>Aerial interludes when percussion enters</b> <b>Interlude 1:</b> <b>Rope on left side, straps on right side</b>  <b>Interlude 2: Straps solo centre</b>  Not spotlighted, they are part of the overall movement	Light focus spreads to rest of stage Gradually get brighter through whole section Can start pulsing lights to go with music as it intensifies and when percussion enters, especially from 7:30 onwards 
8:20 - 10:20	Movement stops suddenly, people leave stage, Acrobatic freezes in silhouette	Gradual dimming Eerie atmosphere
<b>CADENZA</b> 10:20 - 14:30	Violin solo cadenza	Soft spot on violinist, either centre left side when looking at stage

<p><b>2ND MOVEMENT</b> 14:30 - 17:30</p>	<p>Chorale - standing still and playing Musicians will have this from memory so space can be made more intimate</p> <p>Possibility of UV light?</p>	<p>Gradual change from spotlight to group, very dim light, blue wash, possibly UV</p> 
<p>17:30 - 18:30</p>	<p>Last part of chorale</p>	<p>Complete blackout for last phrase of music (when solo violinist stops)</p>
<p><b>3RD MOVEMENT</b> 18:30 - 19:00</p>	<p>Call and answer with instruments, perhaps also physically with tricks 2 violinists passing phrases -</p> <p>Aerialists shoot up mirroring violin phrases, representing their spirits</p> <p><b>Rope on left side, straps on other two points</b></p>	<p>Immediately bright, moving and flashing lights, activity, bustling</p> 
<p>19:00 -</p>	<p>Call and responses with instruments only Brass and wind players on balconies</p>	<p>Very joyful atmosphere, light up areas of hall that have not been lit before, full daylight, focus on instrumentalists who will be perched up on different places of the hall Brightening throughout this whole section</p>
<p>19:50 ****</p>	<p>Dance Break and music Improvisation dancer to have handheld smoke, tribal</p>	<p>Immediately dim and focus on an area centre stage</p> 
<p>19:50 - 21:14</p>	<p>Fire routine <b>Straps need to be higher/out of the way of fire</b></p>	<p>Dim light, possible blue tinge to accentuate fire Lights may lightly pulse with the music</p> 

21:15 - 21:22	3 fire breaths / explosions	After these lights should brighten as if the fire caused the brightening
21:23 - 22:47	<p><b>Aerial interludes interspersed with music duo happenings centre stage</b>  <b>Rope on left, straps on right</b></p> <p>Neither is spotlighted, but possibly accentuated slightly with lights</p>	<p>Generally bright with variation (not all one colour)</p> <p>Hit points for 'flash' effect or audience blind when music drops:  21:38  21:48  22:04  22:07  22:25  22.28  22:35  22:43</p> <p>Generally movement in lights when aerial is happening contrasting to still during instrumental interludes</p> 
22:48 - 23: 20	<p><b>*** Rope point needs to change to straps</b></p> <p><b>Aerial spinning finale</b>  <b>3 people on aerial straps separate points</b></p>	<p>Very bright lights possibly from back or sides so aerialists are a little in silhouette</p> 
23:30 - 25:32	<p>Final movements, walking off stage  Sunset</p>	<p>Immediate dim on big bang and back to original or sunset colours  Gradually dim to end</p> 