

# **Open Form festival, *Liquid Vapor*, 27<sup>th</sup> of November 2009**

**GLASS, VAPOR AND WATER – these words seem to follow the interpretation.**


**Place:** The Norwegian Opera.

**Picture:**

[http://arkitekturnytt.no/uploaded\\_images/operaen\\_foajeen\\_Jaro\\_Hollan-741161.jpg](http://arkitekturnytt.no/uploaded_images/operaen_foajeen_Jaro_Hollan-741161.jpg)

## Form.

The form is open, with **layers** for each performer to reach whenever your inner voice tells you to. (Pauline – do you have a better formulation for “inner voice”? What do you think?)



# The levels.

Names of levels and possible functions.

1. **Liquid**
2. **Vapor**
3. Bobler I: **Duo**
4. **Membrane**
5. **Pool**
6. Bobler V: **Tone groups**
7. Bobler VII: **Tea**
8. Bobler VIII: **Ping pong**
9. **Direction** (1-3)

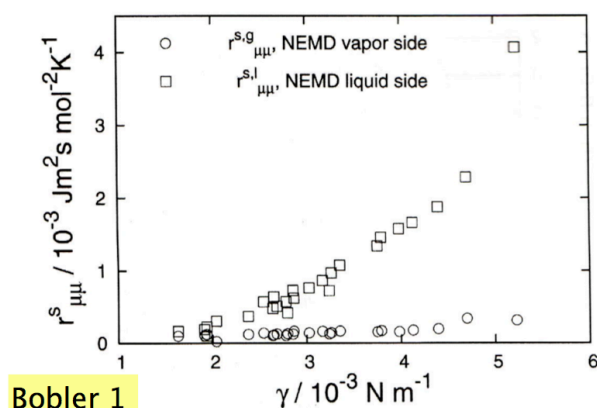
## Possibilities

- The space between the levels reflects the spacious space in the score. Whenever wanted the performer can step out of the piece and become part of the space outside. Listen.
- Sometimes you will be able to tell where other performers are and sometimes not. The performer may or may not interact with the other performers.

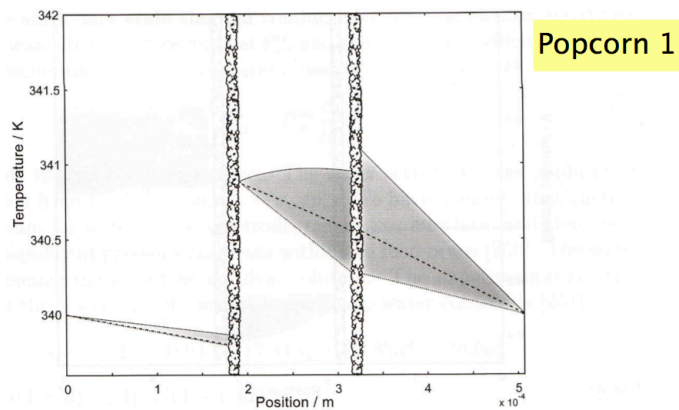
## 1. Liquid

## 2. Vapor

## 3. Bobler I: Duo



## 4. Membrane: **Popcorn**



All the Popcorns (p. 8-12) consists of a pool and membrane. The performers can choose at any time which of the Popcorns he or she will use.

### Interpretation Membrane

- Popping popcorn
- popcorn in different containers with close up mics.

### *Important:*

*If you listen and hear a bell or a flexatone you are obliged to join on this level. You can move to either one of the other levels after finishing the membrane level.*

## 5. Pool: **Light** (se picture of Popcorn 1 above)

All the Popcorns (p. 8-12) consists of a pool and membrane. The performers can choose at any time which of the Popcorns he or she will use.

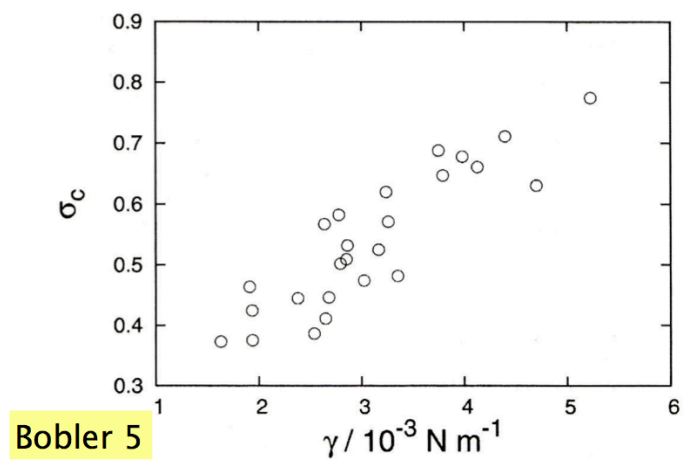
### Interpretation Pool

- Bells (*rainbow music bells* will be provided to all performers at The Opera.)
  - a. Pure belling
  - b. Hand muted belling
  - c. Pouring popcorn from one bell to another
  - d. Have the bells as ears over your ears. Listen to something else in the room.
  - e. Lead the bells on the floor with popcorn inside.
  - f. Victoria will record the files to a sound bank.
- Bowed flexatone (flexatone and bow will be provided to all performers at The Opera.)

### *Important:*

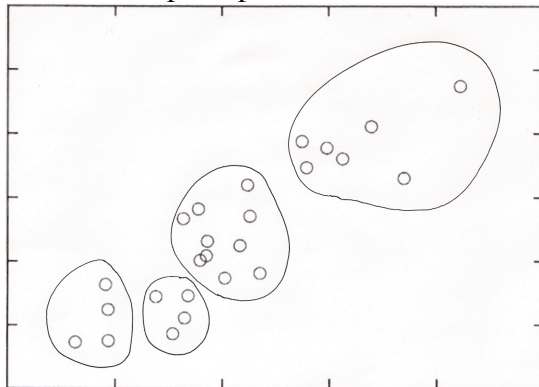
*If you listen and hear a bell or a flexatone you are obliged to join on this level. You can move to either one of the other levels after finishing the membrane level.*

## Bobler V: Tone groups

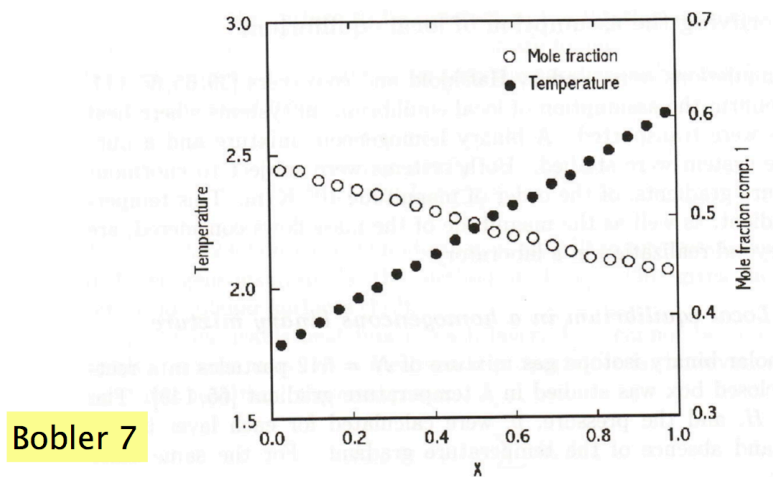


## Interpretation Tone groups

- Group the points like shown below. Play.

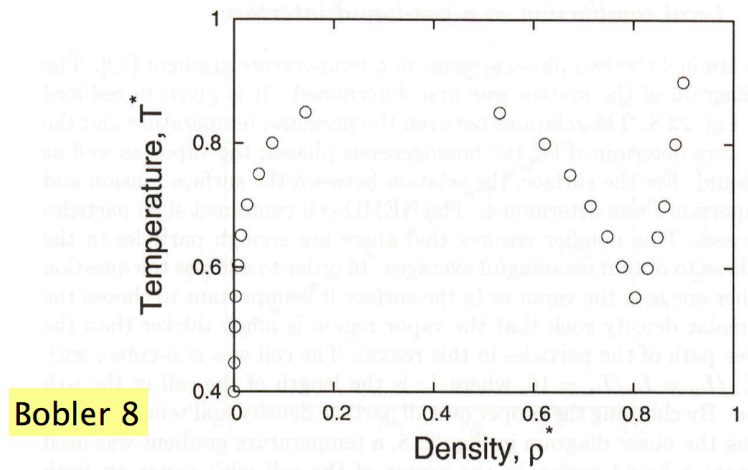


## 7. Bobler VII: Tea



Boiling water. Making tea. Drinking tea.

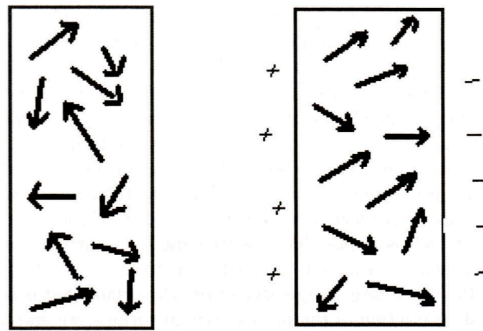
## 8. Bobler VIII: Ping pong




Ping pong balls falling down the opera stairs.

## 8. Direction (1-3)

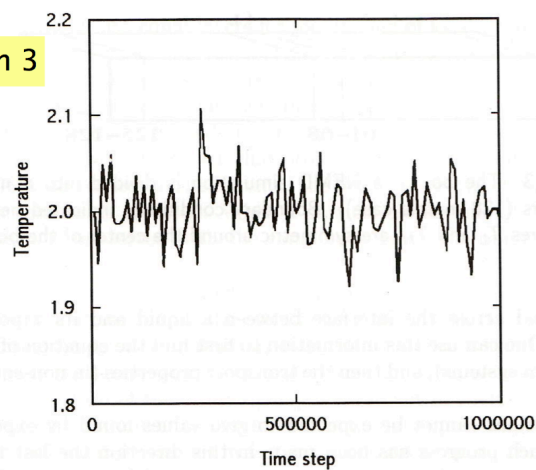
Direction 1



Direction 2



Direction 3



Use the different directions to form what you are doing.